



ensoftek[®]

DrCloudEHR[™]
May Release Notes

Release to Staging Site – April 23, 2023

Release to Production Site – April 30, 2023

Table of Contents

Patient Portal	4
Limit Available appointments search to Admit Provider and care team members	4
Timeout Patient sessions for security reasons	4
Billing	5
Configure Rules with multiple starting codes and units	5
Build Custom Billing Rules based on Interpreter field choices	5
Ability to include a modifier to the starting codes using Billing Rules.....	6
Practice	7
New Expanded Referral Management Module with Dashboard.....	7
New Form Builder Form Type - Referral	7
Ability to attach referral forms to encounter from the Referral Dashboard.....	8
Ability to print referrals in Referral Dashboard	9
Ability to show incoming and internal referrals in Dashboard	9
Ability to attach incoming referrals to an existing encounter	10
Interpreter options at new appointment and new encounter form	10
Reports	11
Ability to group Custom Reports by category.....	11
Categorize and Group Form Builder Reports.....	11
Expanded CCBHC NCQA and CMS Behavioral Health measures	12
Show and track risk withhold amounts in Invoice Manager and Reports	12
New Adjustments Filter in Receipts Summary & Net Revenue Report	13

Overview

This document contains the Release Notes for May 2023. Upon receipt, please review and test these changes in your Staging Site as soon as possible. The updates may have different effects, depending on your configuration. Use the following tags to understand the impact of the updates on your site:



Available to all users when released



Dependent on the activation of other feature(s)



Some setup is required after the release



Requires purchase and additional setup

Please note, the terms ***client***, ***patient***, and ***individual*** are used interchangeably throughout this document depending on the nature of the feature.

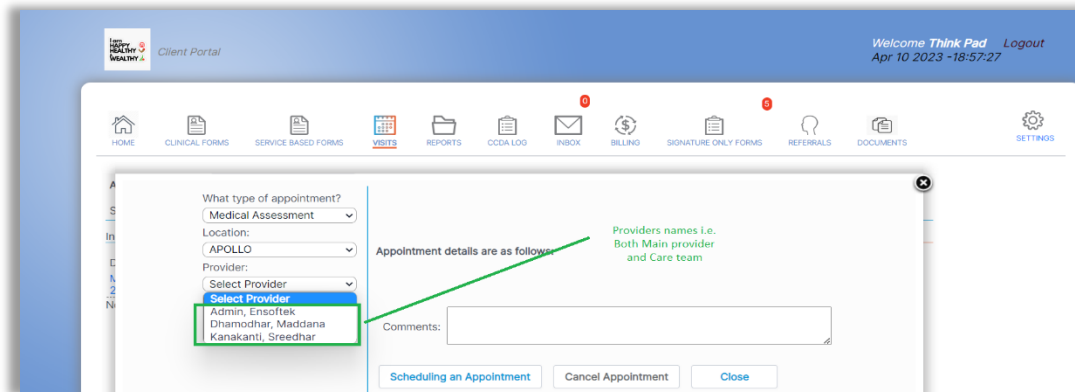
If you have any questions regarding Staging Sites or this Release, please don't hesitate to contact our support team at support@drcloudemr.com.

Patient Portal

Limit Available appointments search to Admit Provider and care team members

Core Setup

The DrCloudEHR Patient Portal can now be configured to show admit facilities and admit/care team providers in drop downs to request appointments.



Note: *If nothing is selected in the drop down or the client does not have an admit/care team, a popup box will appear with the following message: "If you do not have a current clinician, please contact our front office at <contact number of primary biz facility> for further assistance".*

Timeout Patient sessions for security reasons

Core Setup

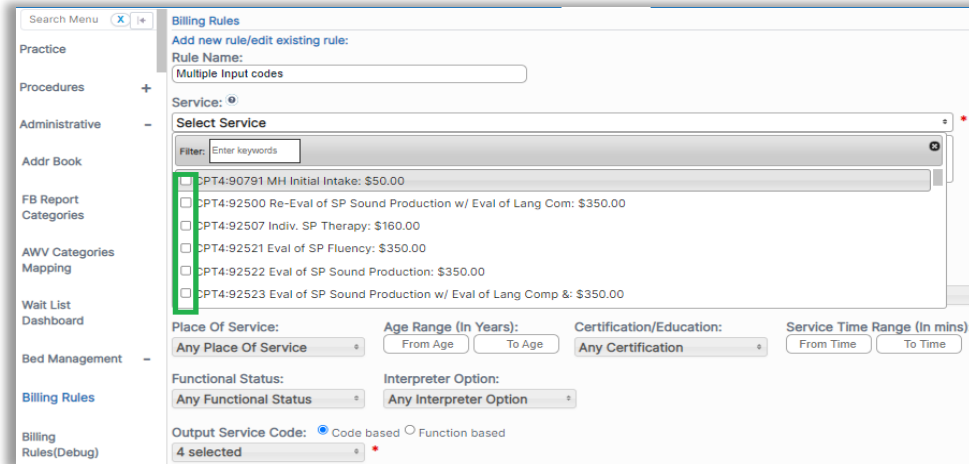
DrCloudEHR now includes a setting (global flag) "Time interval to check the Patient Portal Session Timeout" for patient portal inactivity. By default, Patient activity is checked every two minutes for the configured time interval and automatically logs patients out of the portal if there is inactivity for the specified duration during a particular session.

Billing

Configure Rules with multiple starting codes and units

Core Setup

DrCloudEHR now includes the ability to select multiple input service codes while creating a Billing rule. Do note that the rule only applies if all the selected codes in the billing rule are present in the fee sheet.

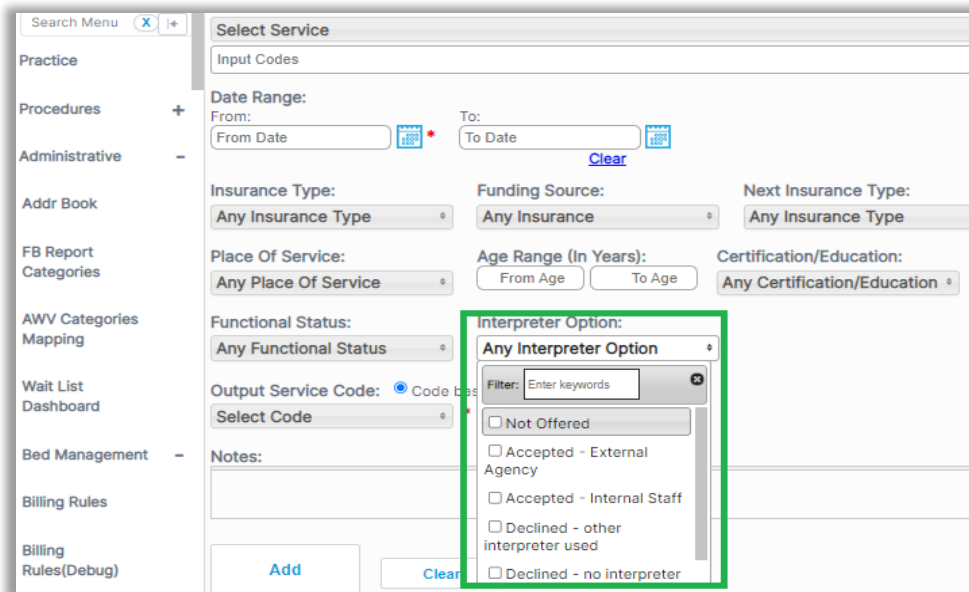


Note: If a rule is applied to one of the encounter codes or is manually edited in the fee sheet, the multiple input codes rule will not be applied. Individual rules may be applied if applicable.

Build Custom Billing Rules based on Interpreter field choices

Core Setup

DrCloudEHR now includes the option to apply a rule based on the interpreter field selection in the encounter. For e.g., Add a service code to bill for interpreter services if the interpreter field value is accepted.



Ability to include a modifier to the starting codes using Billing Rules

Core Setup

DrCloudEHR now provides authorized users the ability to insert a modifier to the starting codes in the Fee Sheet when an encounter is created with the starting codes and the administration code. This comes in handy useful when payers requiring billing for services with certain modifiers only.

Practice

Procedures +

Administrative -

Addr Book

FB Report Categories

AWV Categories Mapping

Wait List Dashboard

Bed Management -

Billing Rules

Insurance Type: Any Insurance Type

Funding Source: Any Insurance

Next Insurance Type: Any Insurance Type

Place Of Service: Any Place Of Service

Age Range (In Years): From Age To Age

Certification/Education: Any Certification/Education

Functional Status: Any Functional Status

Interpreter Option: Any Interpreter Option

Output Service Code: Code based Function based

Select Function *

Filter: Enter keywords

Check the number of units per day

Counseling Therapy Rule(H0004)

Medical code combined add modifier

Subsequent service for same admission

Billing Rules Settings:

Administrative

Addr Book

FB Report Categories

AWV Categories Mapping

Wait List Dashboard

Bed Management -

Billing Rules

Billing Rules(Debug)

Billing Rules Settings

Settings for different billing rule functions

Check the number of units per day [Edit](#)

Marks the service as non-billable if the number of units for selected codes is more than set in the settings

Number of units per day: **Medical code combined add modifier**

First Set

Second Set

Third Set

Course

Conversion

Place of Service

Medical Code

Add modifier to medical combined administration code

Modifier that needs to be added for the base code: 25

Triggering add on codes:

96372:LT: Injection of drug/substance under skin or into

[Save] [Cancel]

- [Select all]
- 90791: MH Initial Intake
- 92500: Re-Eval of SP Sound Production w/ Eval of Lan
- 92507: Indiv. SP Therapy
- 92521: Eval of SP Fluency
- 92522: Eval of SP Sound Production
- 92523: Eval of SP Sound Production w/ Eval of Lang C
- 92526: Feeding/Swallowing Therapy
- 92610: Feeding/Swallowing Eval/Assessment
- 97110: Therapeutic procedure, 1 or more areas, each 1
- 97166: OT Eval- Moderate Complexity
- 97168: OT Re-Eval

Practice

New Expanded Referral Management Module with Dashboard

Core Setup Add-on

DrCloudEHR now provides a central Referral Management Dashboard to manage all incoming and outgoing referrals. Access to the dashboard requires appropriate ACLs to be assigned to authorized users. Additionally, authorized users can create custom referral forms using the Form Builder.

Referral Dashboard at Practice tab

As well as Patient Demographics-Clinical-Referrals Menu

New Form Builder Form Type - Referral

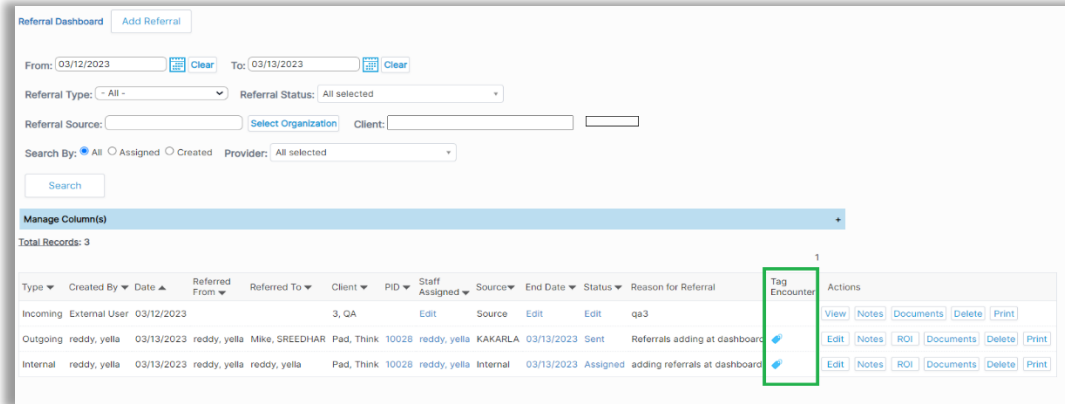
Core Setup

A new Form Builder Form Type – Referral Type is now available so authorized users can build their own custom Referral forms.

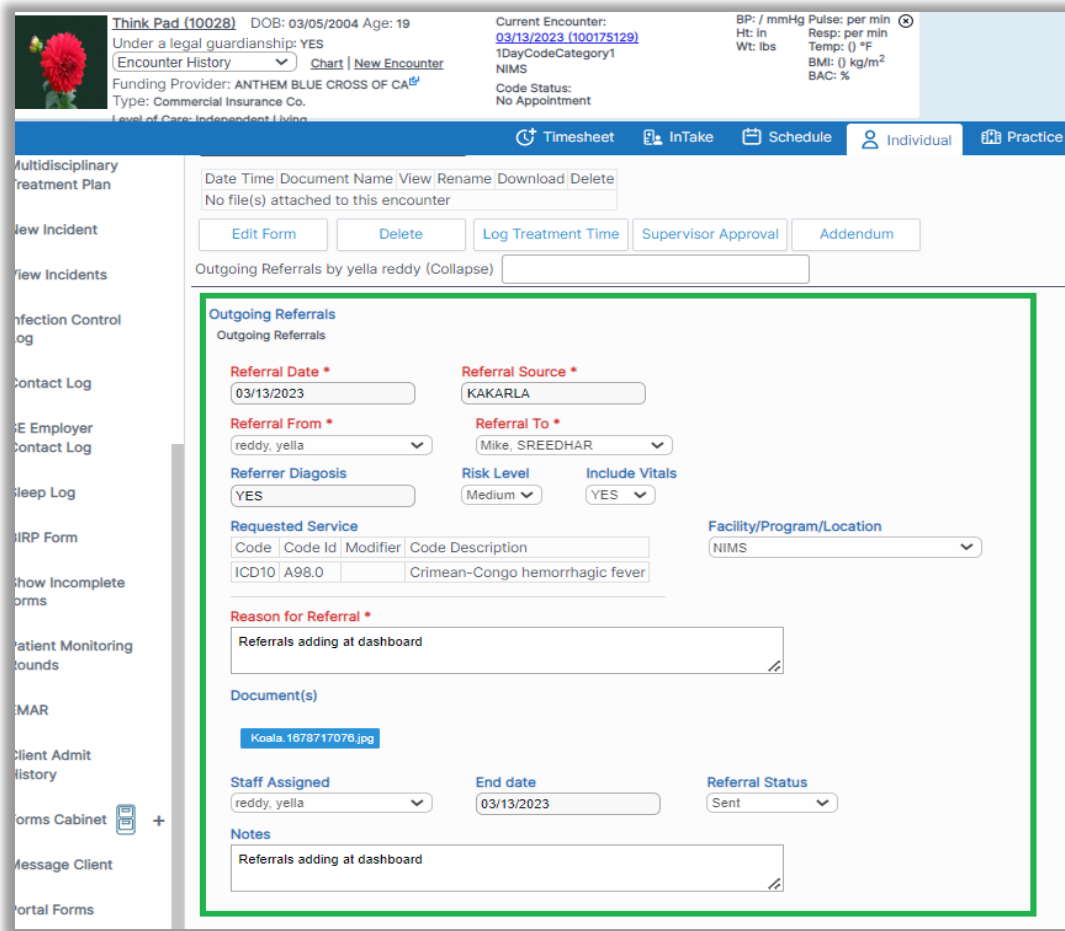
Ability to attach referral forms to encounter from the Referral Dashboard



DrCloudEHR now includes a "Tag Encounter" icon for all internal and outgoing referrals that can be used to select an encounter and attach the referral.



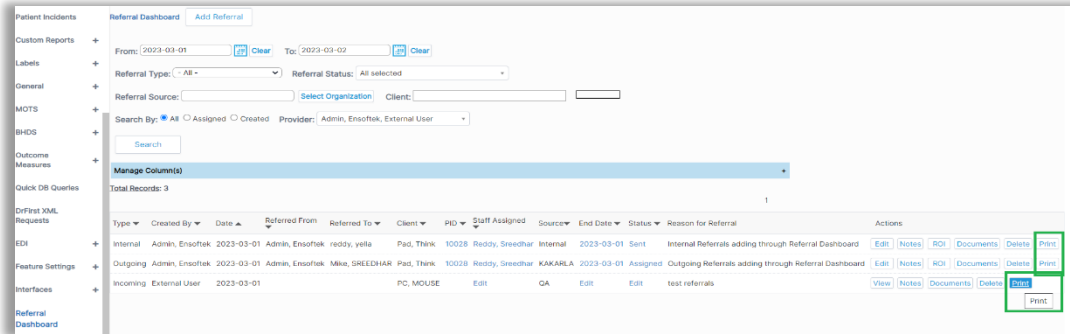
The attached referrals are then available for viewing in the selected encounter.



Ability to print referrals in Referral Dashboard

Core

DrCloudEHR now provides the ability to print incoming, internal, and outgoing referrals.

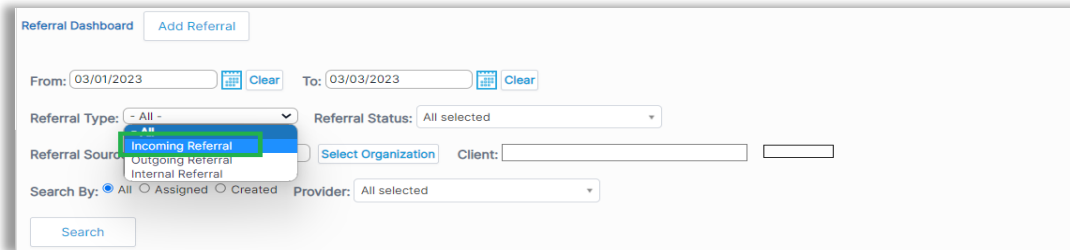


Ability to show incoming and internal referrals in Dashboard

Core

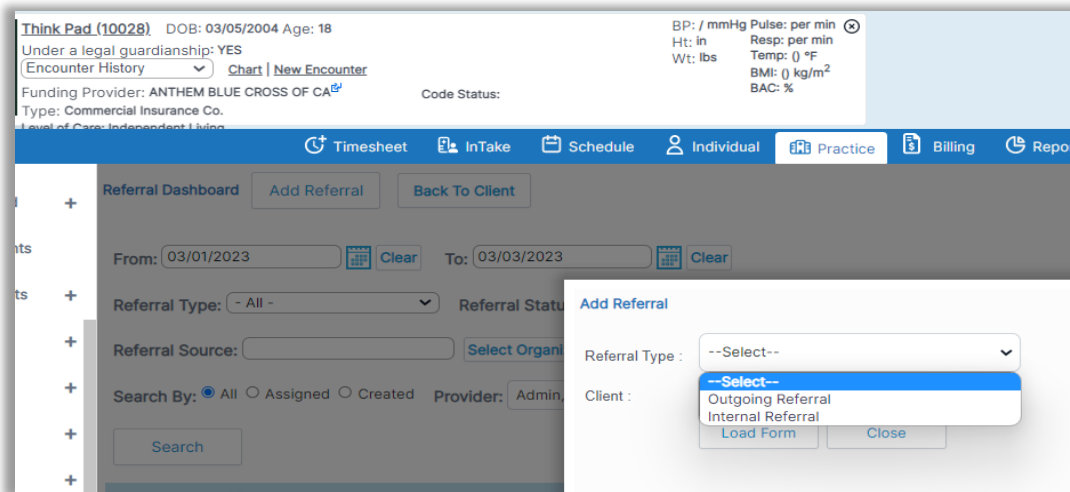
Practice → Referral Dashboard

External incoming referrals are available at "Add Referral" and "Referral Type" dropdown.



Patient Chart → Demographics → Clinical-Referrals → Add Referral

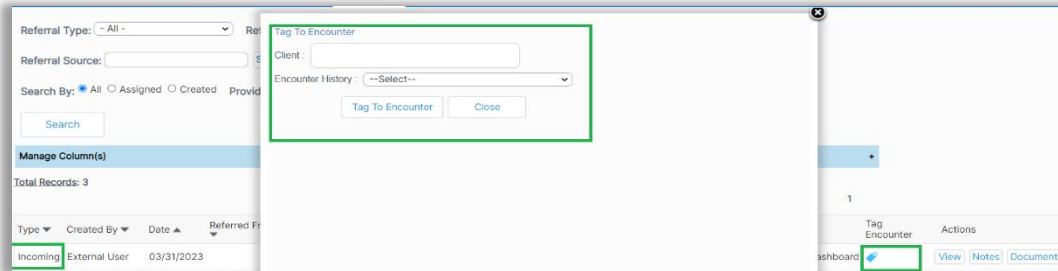
Note: External incoming referrals are not available at "Referral Type" dropdown.



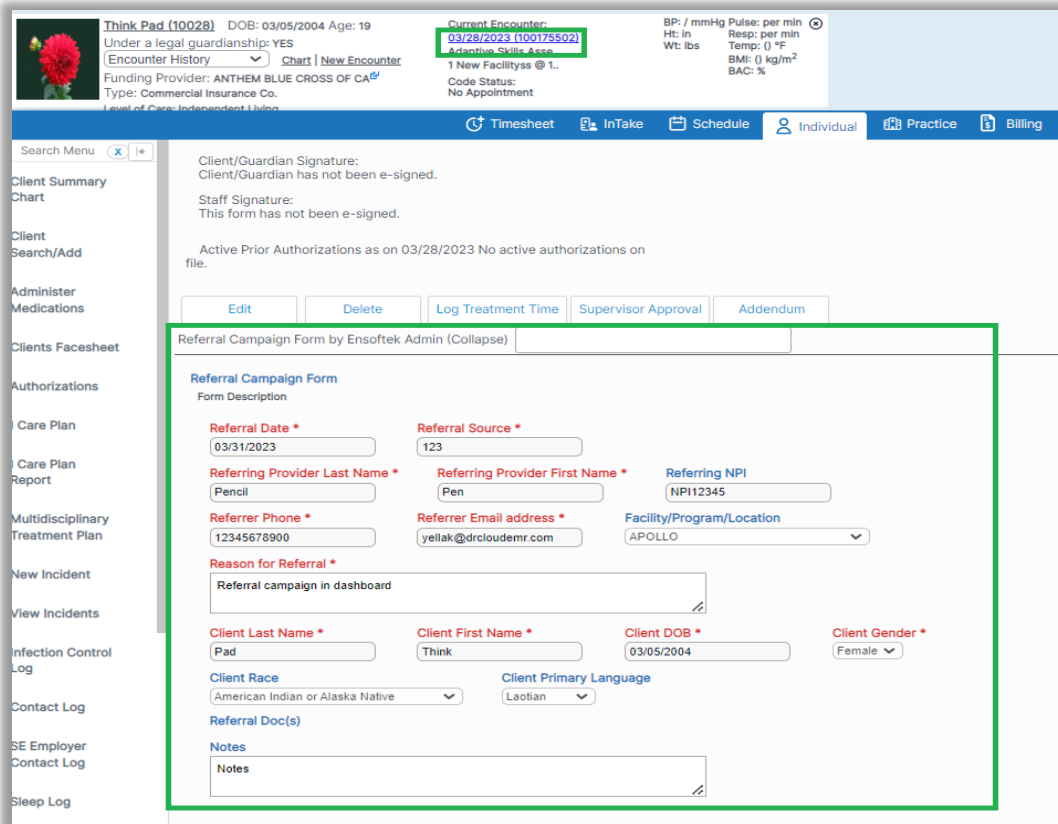
Ability to attach incoming referrals to an existing encounter

Core

DrCloudEHR now includes a "Tag Encounter" icon for all incoming referrals that can be used to select an encounter and attach the referral.



The attached referral is then available to be viewed in the selected encounter.



Interpreter options at new appointment and new encounter form

Core

DrCloudEHR now includes a "Registered Interpreter Offered" at new appointments and new encounter forms with the following options.

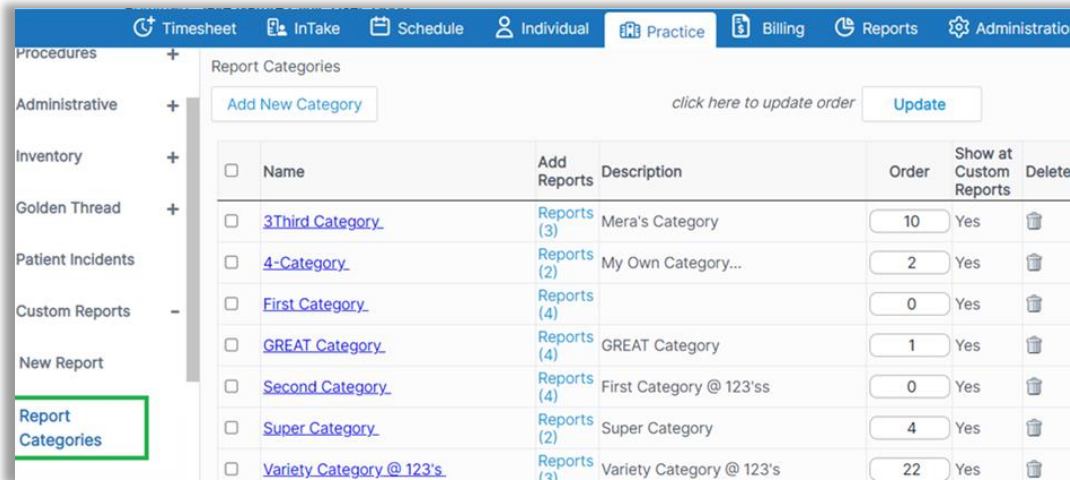
- Not Offered
- Accepted - External Agency
- Accepted - Internal Staff
- Declined - other interpreter used
- Declined - no interpreter used

Reports

Ability to group Custom Reports by category

✔ Core

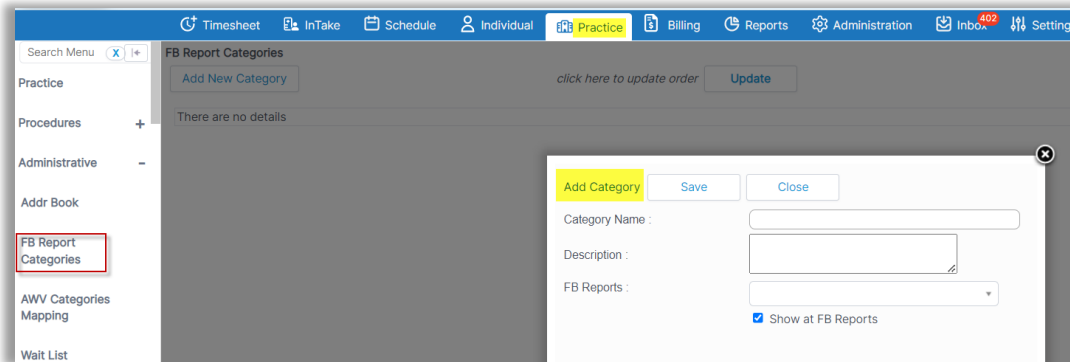
DrCloudEHR now includes the option to group reports under user defined "Report Categories".



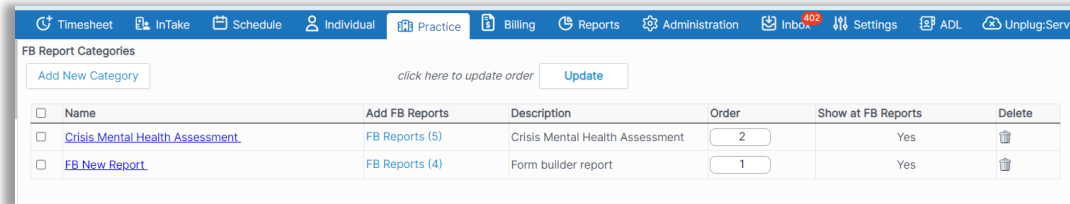
Categorize and Group Form Builder Reports

✔ Core

DrCloudEHR now provides the ability to categorize Form builder reports by category and order to be displayed.



In "Add Category", user can view the category name, description, form builder reports drop-down, and a check box to show/not to show at form builder reports.



Expanded CCBHC NCQA and CMS Behavioral Health measures



DrCloudEHR now includes the following rules under CCBHC reports:

1. Screening for Depression and Follow-up (NQF 0418)
2. Follow-up After ED Visit for Alcohol and Other Drug Abuse Dependence (NQF# 2605)
3. Use of Pharmacotherapy for Opioid Use Disorder (NQF 3175)
4. Controlling High Blood Pressure (NQF# 0018)
5. Initiation & Engagement of Alcohol & Other Drug Abuse or Dependence Treatment (NQF# 0305)
6. Adherence to Antipsychotic Medications for Individuals with Schizophrenia (NQF# 1879)
7. Concurrent use of Opioids and Benzodiazepines. (NQF# 3389)
8. Prenatal and Postpartum Care for depression (NCQA-HEDIS)

Report - Clinical Quality Measures (CCBHC)

Target Date: 2023-04-14 17:52:55

Provider: GVC, chandana

Provider Relationship: Primary

Title	Total Individual	Applicable Individual (Denominator)	Excluded Individual	Passed Individual (Numerator)	Failed Individual	Performance Percentage
Adherence to Antipsychotic Medications For Individuals with Schizophrenia(NQF:1879)	38	5	0	5	0	100%
Adult Major Depressive Disorder (MDD): Suicide Risk Assessment(NQF:0104)	38	0	0	0	0	0%
Anti-depressant Medication Management(NQF:0105), Population Criteria 1, Numerator 1	38	0	0	0	0	0%
Anti-depressant Medication Management(NQF:0105), Population Criteria 2, Numerator 2	38	0	0	0	0	0%
Cardiovascular health monitoring for people with cardiovascular disease and schizophrenia(NQF:1933)	38	0	0	0	0	0%
Cardiovascular health screening for people with schizophrenia or bipolar disorder who are prescribed anti psychotic medications(NQF:1927)	38	0	0	0	0	0%
Child and Adolescent Major Depressive Disorder (MDD): Suicide Risk Assessment(NQF:1365)	38	0	0	0	0	0%
Concurrent use of Opioids and Benzodiazepines(NQF:3389)	38	6	0	6	0	100%
Controlling High Blood Pressure(NQF:0018)	38	2	0	2	0	100%
Depression Remission at 12 months(NQF:0710)	38	0	0	0	0	0%

Show and track risk withhold amounts in Invoice Manager and Reports



DrCloudEHR now includes a new global flag "Enable Risk W/hold Code". Based on the code entered in the flag, when the ERA includes this adjustment code the adjustment amount will be treated as Risk w/hold amount.

FORM SPECIFIC

Enable Risk W/hold Code

BILLING

Save

It is displayed as separate column in the Invoice Details Manager screen.

INVOICE MANAGER

Payer: --Client-- Source: Pay Date: Deposit Date: Amount: Help

Name: Vindra Patient ID: Encounter: Svc Date: Open Select Funding Search

Facility: -- All Programs --

No. of Records: 7	Client	Invoice	Svc Date	Last Stmt	Insurance(s)	Charge	Risk W/hold	Adjust	Insurance Paid	Patient Paid	Balance	Follow-up Reason	Encounter Sta
<input type="checkbox"/>	Power Vindra	1002778.100175048	09/03/2023		Primary: ASH	45.00		0.00	0.00	0.00	45.00		Open
<input checked="" type="checkbox"/>	Power Vindra	1002778.100175090	10/03/2023		Details not available	100.00	35.00	0.00	0.00	0.00	65.00		Open
<input checked="" type="checkbox"/>	Power Vindra	1002778.100175256	15/03/2023		Details not available	10,000.00		0.00	0.00	23.00	9,977.00		Open
<input type="checkbox"/>	Power Vindra	1002778.100175315	17/03/2023		Primary: ASH	20.00	8.00	7.00	0.00	0.00	5.00		Open
<input checked="" type="checkbox"/>	Power Vindra	1002778.100175378	20/03/2023		Primary: ASH	500.00	12.00	47.10	0.00	0.00	440.90		Open
<input type="checkbox"/>	Power Vindra	1002778.100175399	21/03/2023		Primary: ASH	200.00	25.00	11.00	0.00	0.00	164.00		Open
<input type="checkbox"/>	Power Vindra	1002778.100175406	23/03/2023		Primary: CCRC	20.00	14.00	0.00	0.00	0.00	6.00		Open
					Total:	10,885.00	94.00	65.10	0.00	23.00	10,702.90		

New Adjustments Filter in Receipts Summary & Net Revenue Report



Receipts Summary report and Net Revenue report have been updated to include Risk W/Hold amounts in a separate column. The risk W/hold amount is an adjustment and will be auto calculated in the balance amount.

Facility	Funding Source	Funding Source Type	Provider	Client	Invoice	DOS	Service Code	POS	Charges	Contract Amount	Expected Contractual Adjustment	Payments	Risk W/hold	Adj Amount	Adj Description	AGC
Net Revenue Report																
Developmental Evaluation																
Developmental Evaluation	CCRC	Commercial	Admin, Ensoftek	Vindra Power	1002778.100175406	23/03/2023	90717	03-School	20.00	-	0.00	0.00	14.00			
Provider (Admin, Ensoftek) Total(s)									20.00	0.00	0.00	0.00	14.00	0.00		
Insurance (CCRC) Total(s)									20.00	0.00	0.00	0.00	14.00	0.00		
Facility (Developmental Evaluation) Total(s)									20.00	0.00	0.00	0.00	14.00	0.00		
1 New Facilityss @ 12S32432																
1 New Facilityss @ 12S32432	ASH	Commercial	Admin, Ensoftek	Vindra Power	1002778.100175315	17/03/2023	90283	01-Pharmacy	20.00	-	0.00	0.00	8.00	5.00	Ins refund	
													2.00	Pt refund		
													1.00	Tax withholding		
													1.00	Charges are		

Method	Post To Date	Posted by	Client	DOS	Provider	Procedure	Charges	Risk W/hold	Adjustn	
ASH	20/03/2023	Ensoftek Admin	Power, Vindra	20/03/2023	Ensoftek Admin	90717	500.00	0.00	1.00	
	20/03/2023	Ensoftek Admin	Power, Vindra	20/03/2023	Ensoftek Admin	90717	500.00	2.00	0.00	
Total for ASH									2.00	1.00
CIGNA BEHAVIORAL HEALTH									0.00	2.00
Total for CIGNA BEHAVIORAL HEALTH										2.00
HEALTH NET									0.00	5.00
Total for HEALTH NET									0.00	2.00
Total for HEALTH NET										7.00
Client									14.00	0.00
	24/03/2023	Ensoftek Admin	Power, Vindra	20/03/2023	Ensoftek Admin	90717	500.00	0.00	13.60	
	24/03/2023	Ensoftek Admin	Chart2, Chart1	24/03/2023	Ensoftek Admin	90281	10,000.00		0.00	
	21/03/2023	Ensoftek Admin	Power, Vindra	20/03/2023	Ensoftek Admin	90717	500.00	0.00	12.50	
	21/03/2023	Ensoftek Admin	Power, Vindra	21/03/2023	Ensoftek Admin	90375	200.00	0.00	11.00	
	20/03/2023	Ensoftek Admin	Power, Vindra	20/03/2023	Ensoftek Admin	90717	500.00	10.00	20.00	
Total for Client									24.00	57.10