



ensoftek[®]

DrCloudEHR[™]
January 2024 Release Notes

Release to Staging Site – January 2, 2024

Release to Production Site – January 7, 2024

Table of Contents

Patients	4
Updates to prescription status in DrCloudEHR.....	4
Facilities drop-down list based on selected "Categories".....	4
Ability to select Default "Provider" at Encounter/Admit Page.....	5
Enhancements to the Custom Search features.....	5
Practice	6
Backdating the effective dates for primary diagnosis and primary insurance now applies to all encounters created from the effective date.....	6
Ability to override rules for batch closing encounters.....	6
Administration-Lists	7
Enhanced search features at Administration-Lists.....	7
New Printing Options	8
The Patient Report now offers new options when printing forms.....	8

Overview

This document contains the Release Notes for January 2024. Upon receipt, please review and test these changes in your Staging Site as soon as possible. The updates may have different effects, depending on your configuration. Use the following tags to understand the impact of the updates on your site:



Available to all users when released



Dependent on the activation of other feature(s)



Some setup is required after the release



Requires purchase and additional setup

Please note that the terms **client**, **patient**, and **individual** are used interchangeably throughout this document, depending on the feature.

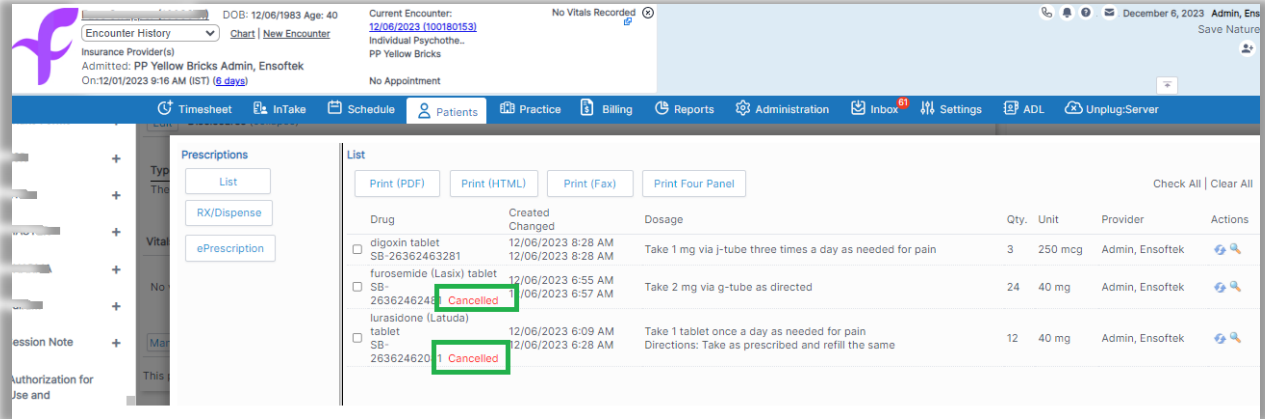
If you have questions regarding staging sites or this release, please contact our support team at support@drcloudemr.com.

Patients

Updates to prescription status in DrCloudEHR

Core Setup

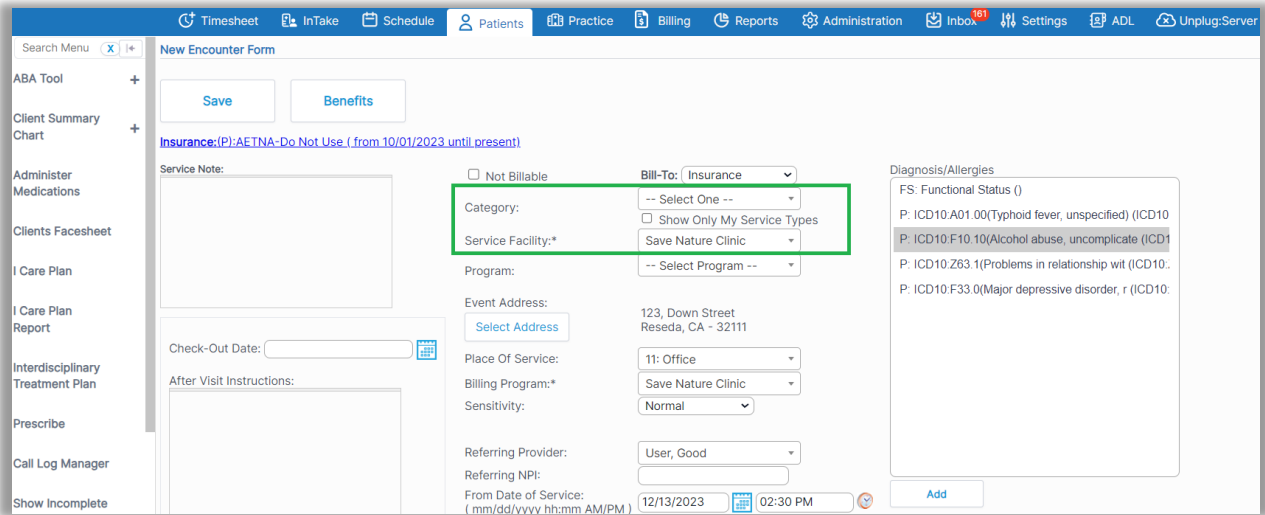
DrCloudEHR now shows the "Canceled" status for all prescriptions canceled in DrFirst and closing the window.



Facilities drop-down list based on selected "Categories"

Core Setup

DrCloudEHR will now refresh the Service Facility drop-down list with the list of facilities that are assigned to the selected Category.



Note: These changes are only applied at the New Encounter page and not in Schedule-Appointments.

Ability to select Default "Provider" at Encounter/Admit Page

Core Setup

DrCloudEHR now includes a new Global setting "Default referring provider at Admit and Encounter pages". Once a provider is configured in the Global settings, that provider will be selected *by default* at Admit & New Encounter pages and for encounters during check-in.

Enhancements to the Custom Search features

Core Setup

DrCloudEHR now includes the following enhancements to the custom searches by adding the below options (Radio buttons).

Use Wildcards: Use wildcards (e.g., *) to find parts of a term anywhere in your text.

Example: Searching "ian" matches "ian", "Lillian", "Brian".

Find Whole Words Only: Look for exact matches of the term as complete words.

Example: Searching "John" only matches the standalone name "John," not "Johnson" or "Johnathan."

Match Prefix: Find the term only at the start of words for targeted results.

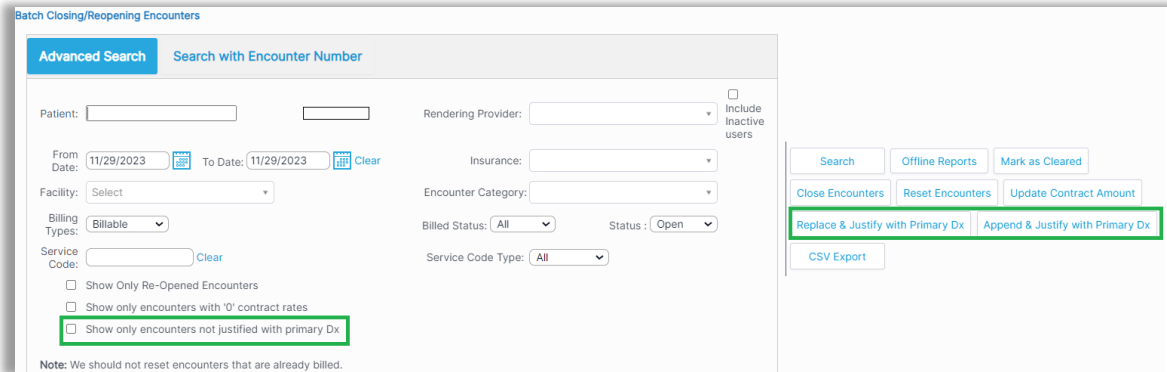
Example: Searching "Dav" matches "David" but not "Davis" or "Graves."

Practice

Backdating the effective dates for primary diagnosis and primary insurance now applies to all encounters created from the effective date

Core **Setup**

DrCloudEHR now includes the "Show only encounters not justified with primary Dx" checkbox at Batch Closing/Reopen encounters. With the above checkbox checked, the system will show all encounters with no Primary Diagnosis Dx codes.



Staff can now use the newly added "Replace & Justify with Primary Dx" and "Append & Justify with Primary Dx" buttons for the below actions.

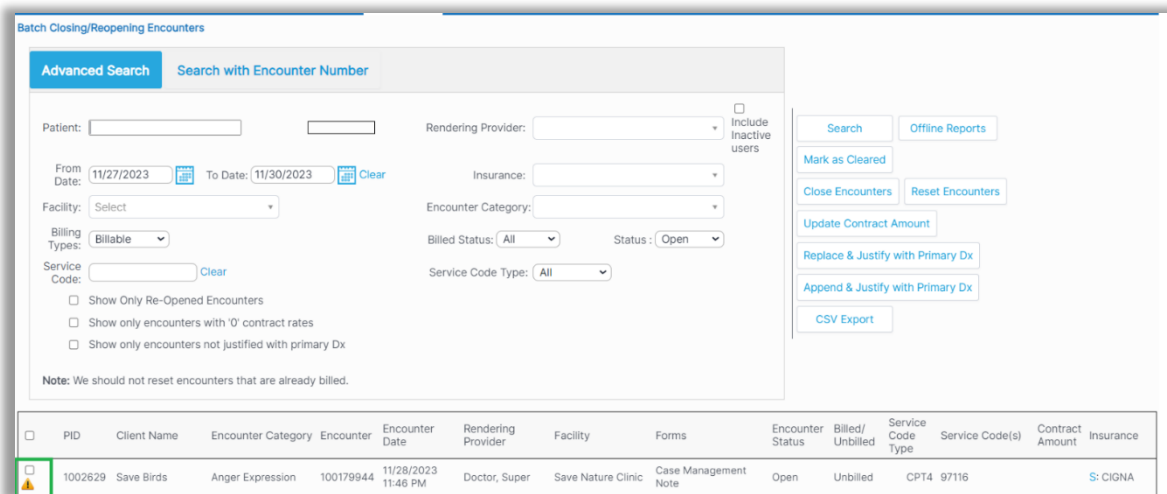
Replace & Justify with Primary Dx: First, all existing diagnosis codes are removed from selected encounters, then all service codes in the fee sheet are justified with the Primary Diagnosis code.

Append & Justify with Primary Dx: First, the Primary Diagnosis code is added to the fee sheet and all services codes for the selected encounters are justified with all the codes in the fee sheet.

Ability to override rules for batch closing encounters

Core **Setup**

DrCloudEHR now includes the new ACL "Allow access to all encounters at Batch Closing Encounters". If this new ACL is enabled, then at the Batch Closing/Reopening Encounters page, all the encounters checkboxes will be enabled so staff can close batch encounters.

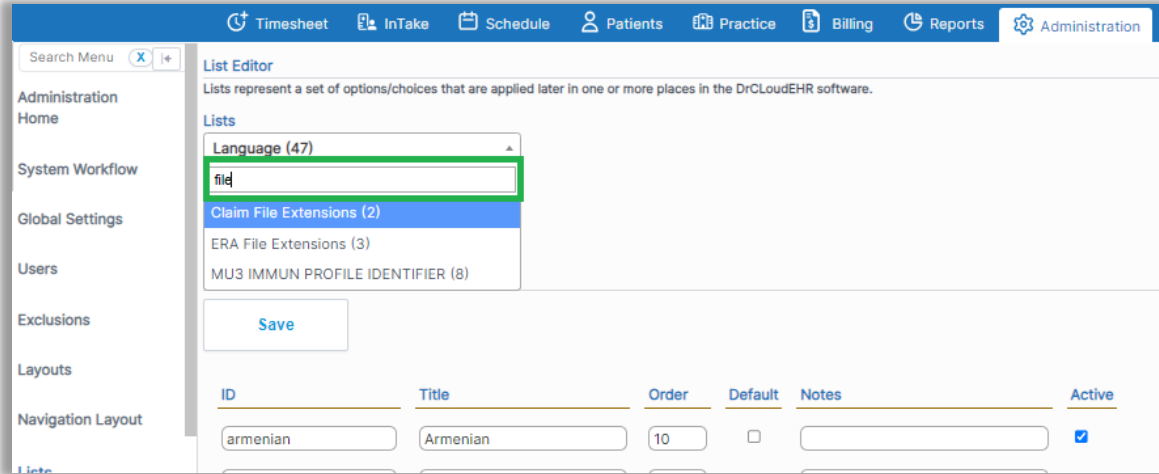


Administration-Lists

Enhanced search features at Administration-Lists

✔ Core ⚙ Setup

Users can search for any word at the Administration-Lists and the system will pull up all the lists matching the search criteria.



New Printing Options

The Patient Report now offers new options when printing forms.

✔ Core ⚙ Setup

The screenshot shows the 'Client Report' configuration page. At the top, there are date pickers for 'Service Date From' (12/06/2023) and 'Service Date To' (12/12/2023), along with 'Forms' and 'Providers' dropdown menus. Below these are 'Check All' and 'Clear All' links. A red box highlights a new section with four dropdown menus: 'Display Header For:' (options: For First Form only, None, Follow Breaks), 'Page Break:' (options: End of each form, No Page Break), 'Page layout:' (options: Default, Compact), and 'Text Size:' (options: 12 Pixel, 13 Pixel, 14 Pixel). Below this section is a grid of checkboxes for various report sections: Demographics, Billing, Transactions, History, Immunizations, Communications, Funding Source, Patient Messages, Admit/Discharge, and Upcoming Appointments, Client Notes, and Disclosures.

Display Header for:

For First Form only: Facility address will be included in the first form only.

None: No Facility info will be included on any page.

Page Break:

End of each form: Displays each form on the new page.

No Page Break: No page break between forms.

Page Layout:

Default: Data will print with a regular space between the fields.

Compact: Data will print with less space between the fields.

Text Size: The text can be set to 12 Pixel / 13 Pixel / 14 Pixel.