



ensoftek[®]

DrCloudEHR[™]
February 2024 Release Notes

Release to Staging Site – January 28, 2024

Release to Production Site – February 4, 2024

Table of Contents

Patients	4
Updates to hide "Canceled Appointments" in Patient Demographics	4
Billing	4
Ability to send Client's SSN and Date of Initial Treatment in 837.....	4
Ability to limit the number of service lines being sent per claim	5
Practice	6
Streamlined, sending multiple forms to DrCloudEHR Patient Portal for Signatures.....	6

Overview

This document contains the Release Notes for February 2024. Upon receipt, please review and test these changes in your Staging Site as soon as possible. The updates may have different effects, depending on your configuration. Use the following tags to understand the impact of the updates on your site:



Available to all users when released



Dependent on the activation of other feature(s)



Some setup is required after the release



Requires purchase and additional setup

Please note that the terms **client**, **patient**, and **individual** are used interchangeably throughout this document, depending on the feature.

If you have questions regarding staging sites or this release, please contact our support team at support@drcloudemr.com.

Patients

Updates to hide "Canceled Appointments" in Patient Demographics

Core Setup

DrCloudEHR now includes a new global flag, "Hide canceled type appointments on patient chart" to hide canceled appointments at Patient Demographics.

Billing

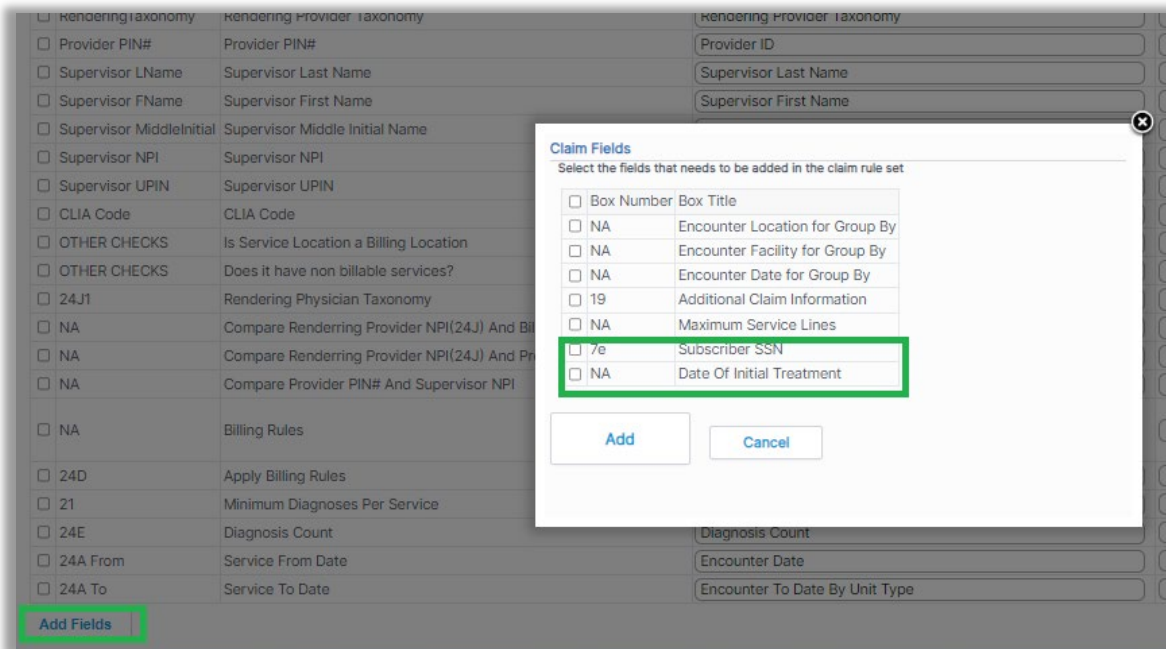
Ability to send Client's SSN and Date of Initial Treatment in 837

Core Setup

DrCloudEHR now can add "Subscriber SSN" and "Date of Initial Treatment" as the Claim rule fields to the HCFA Claim Rule at Practice-Administrative-Claim Rules.

Subscriber SSN: When this field is added to the claim rule set and if the SSN is on file, then it will be sent in the X12 with the segment REF*SY without the hyphens.

Date of Initial Treatment: If this is added to the claim rule set, the Date of Initial Treatment field in the HCFA form will be left blank and will not be sent in the X12. If present, then in the X12 the date will be sent with the DTP*454 segment after CLM segment.

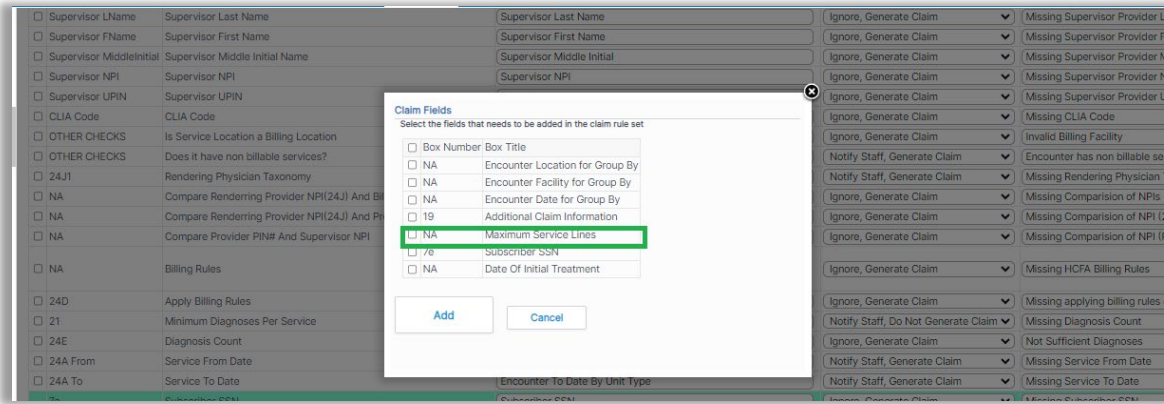


Note: Initially, the above claim rule fields will be displayed, as shown in the Screenshot. To add these fields to the Claim rule set, the user must click on the "Add Fields" button, select the fields and click on Add button.

Ability to limit the number of service lines being sent per claim

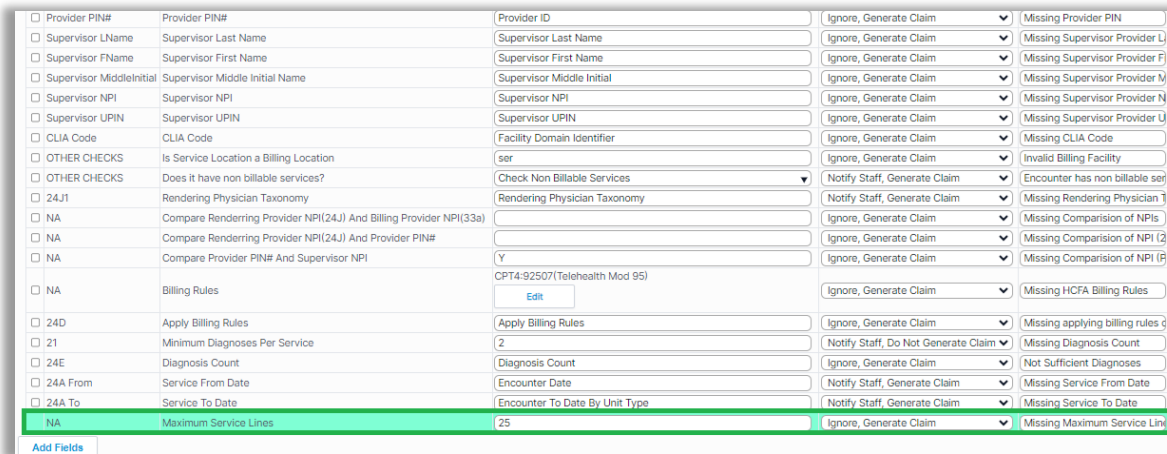
Core Setup

DrCloudEHR now includes a claim field in the HCFA claim rule set as "Maximum Service Lines" (Ex: 1, 5, 10). Users can set the number of service lines per claim. If the field is not added to the claim rule set or not set to any value, the system will consider the default "Maximum allowed rows in HCFA box 24".



Note: Initially, the above claim rule fields will be displayed, as shown in the Screenshot. To add these fields to the Claim rule set, the user must click on the "Add Fields" button, select the fields and click on Add button.

Once added, the field will be added to the claim Rule set as shown below, and the user must click the Save button to add the field to the rule set. When the field is added to the rule set, the initial box value will be 25, the clinic can set it accordingly and save.



Practice

Streamlined, sending multiple forms to DrCloudEHR Patient Portal for Signatures

Core Setup

DrCloudEHR now includes a new checkbox to "Enable Patient Signature Request" at Practice->Administrative->Client portal forms.

When the user selects the checkbox and adds a form to the encounter without a patient signature, then the form will automatically go to the patient portal for the patient's signature.

Encounter	Form Name	Form Created By	Form Created On	Client Signature
100181285	14-Day Treatment Plan	Admin, Ensoftek	01/11/2024 11:02 PM	Patient

Treatment Plan (Id)	Created By	Created On	Client Signature
There is no Treatment plans to e-Sign			

Encounter	Consent Form	Form Created By	Form Created On	Client Signature
There is no Consent forms to e-Sign				

Click this check box to eSign. Date: