



ensoftek[®]

DrCloudEHR[™]
April 2024 Release Notes

Release to Staging Site – March 24, 2024

Release to Production Site – March 31, 2024

Table of Contents

Practice	4
Ability to submit a claim to a secondary insurance as primary	4
Ability to restrict access to Onset Hospitalization Date field in new encounter Form based on ACL	4
Ability to fill facility name/address from an existing list of facilities at ROI forms	5
Administration	6
Support to import new types of data	6
Ability to send a specific reminder related to a patient to multiple providers	7

Overview

This document contains the Release Notes for April 2024. Upon receipt, please review and test these changes in your Staging Site as soon as possible. The updates may have different effects, depending on your configuration. Use the following tags to understand the impact of the updates on your site:



Core

Available to all users when released



Add-on

Dependent on the activation of other feature(s)



Setup

Some setup is required after the release



Add-on

Requires purchase and additional setup

Please note that the terms **client**, **patient**, and **individual** are used interchangeably throughout this document, depending on the feature.

If you have questions regarding staging sites or this release, please contact our support team at support@drcloudemr.com.

Practice

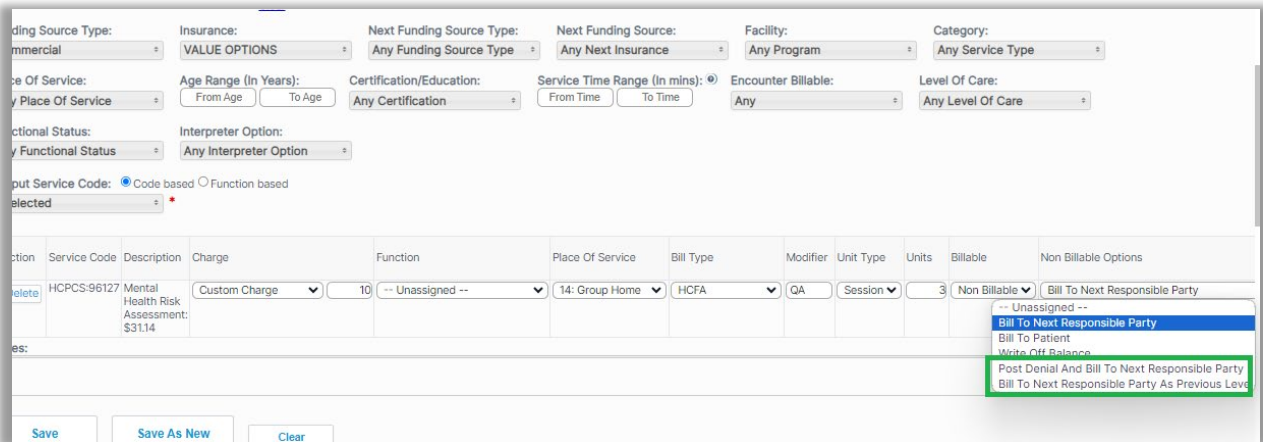
Ability to submit a claim to a secondary insurance as primary

Core Setup

DrCloudEHR now provides the ability to submit a claim to a secondary payer, disregarding primary insurance and treating the secondary insurance as primary. The following actions have been taken.

1. **Post denial & bill to next responsible party:** When there is a billing rule set with this option.
 - a) The system will create a denial record and assign the responsibility to the next responsible payor in queue (Ins2 or Ins3 or patient) at the Billing Manager.
 - a. At invoice details, "Done" With will be changed to "Ins1" and so on.
 - b) Generating and submitting a claim will create a claim to the secondary or tertiary payer and the X12 SBR*S* will be sent.

2. **Bill to next responsible party as Previous Level:** When there is a Billing Rule set with this option.
 - a) At the Billing Manager, the responsibility will be changed to secondary or tertiary or patient.
 - a. At invoice details, "Done" With will be changed to "Ins1" and so on.
 - b) Generating and submitting a claim will create a claim for the primary payer and the X12 SBR*P* will be sent.

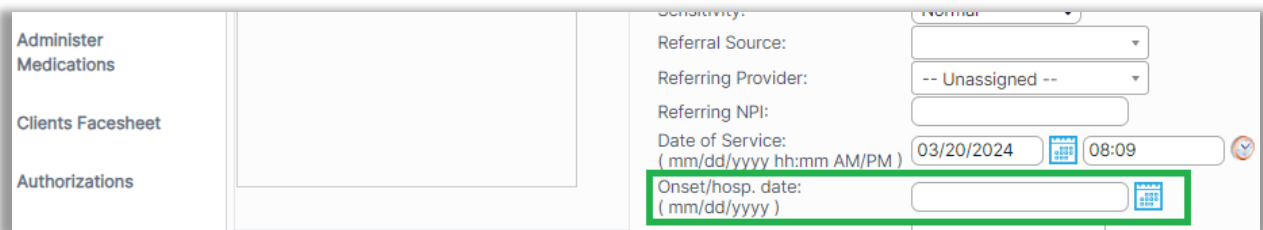


Ability to restrict access to Onset Hospitalization Date field in new encounter Form based on ACL

Core Setup

Implemented a new ACL for "Onset/hosp. date:" field in the encounter page. Any users with the ACL active cannot access or edit the "Onset/hosp. date:" field.

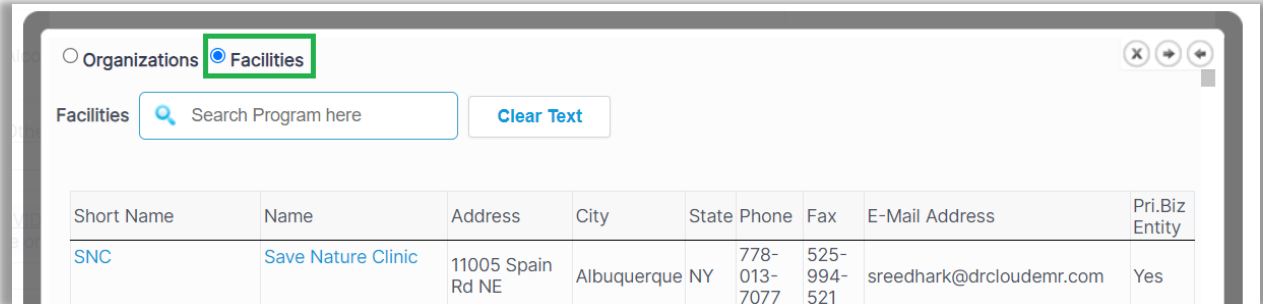
ACL Name: Restrict access to Onset/hosp. date on Encounter page



Ability to fill facility name/address from an existing list of facilities at ROI forms

Core  Setup

In addition to the list of organization/address book entries available in ROI forms, DrCloudEHR now provides the ability to fetch a list of existing facilities to capture the facility name/address at ROI form under "Organization or Individual Authorized by Client" section. Users can now choose the desired facility from the list, and the system will auto-populate the name and address of the selected organization/facility on the ROI form.



Short Name	Name	Address	City	State	Phone	Fax	E-Mail Address	Pri.Biz Entity
SNC	Save Nature Clinic	11005 Spain Rd NE	Albuquerque	NY	778-013-7077	525-994-521	sreedhark@drcloudemr.com	Yes

2. ORGANIZATION OR INDIVIDUAL AUTHORIZED BY CLIENT: The following individual or organization has been authorized to receive or disclose this client's protected healthcare information with YB of NY:

Organization: [Select Address](#)

Name/Title and/or Individual:

Mailing Address:

City: State: Zip Code:

Phone: Fax :

Administration

Support to import new types of data



DrCloudEHR now provides the following import features at Administration-Other-Manage Data.

1. Patient Demographics Report.

The screenshot shows the 'Import Client Demographics' interface. It includes a 'Choose File' button and an 'Import' button. Below the buttons, there is a table with columns A through O. The table headers are: A* HMS ID, B* HTH ID, C* Client - First Name, D Homeless Client - Last Name, E Homeless Client - Date of Birth, F CASE WORKER - FULL NAME, G Homeless Client - Current Lease-up - Unit - ADDRESS, H PROVIDER ASSIGNMENT DATE, I Homeless Client - Current Lease-up date, J MEDICAID ID NUMBER, K MEDICAID EXPIRATION DATE, L CLIENT CURRENT HOUSING STATUS, M PRIOR AUTHORIZATION CODE, N PRIOR AUTHORIZATION START DATE, O PRIOR AUTHORIZATION END DATE.

2. Client Contact PSH.

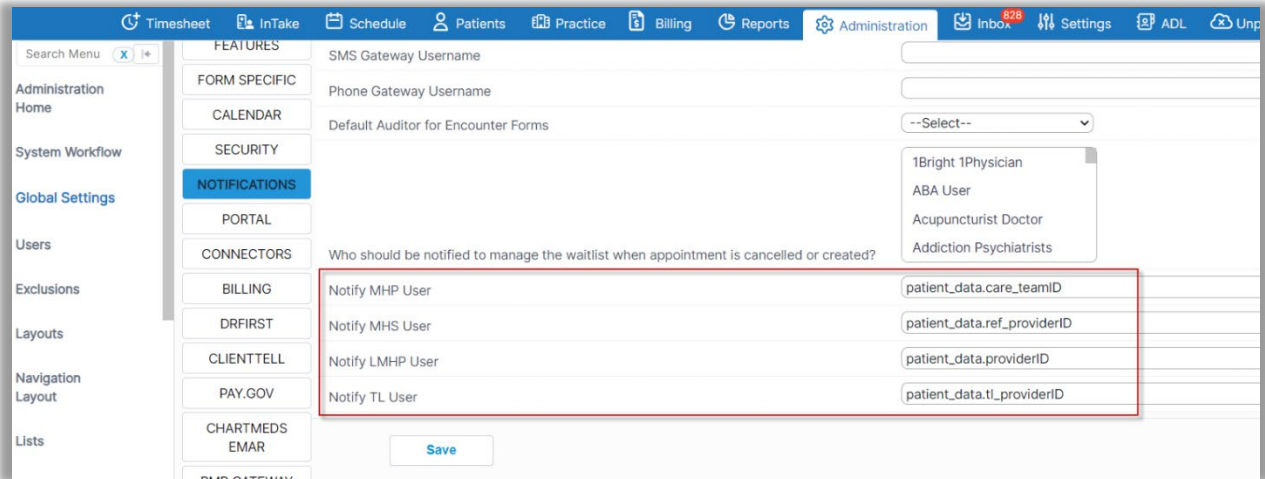
The screenshot shows the 'Import Encounter Information' interface. It includes a 'Choose File' button and an 'Import' button. Below the buttons, there is a table with columns A through W. The table headers are: A* ID, B* ID, C* Name, D* Case Management - Homeless Client - Name, E* Case Management - Homeless Client - Date of Birth, F CASE WORKER - FULL NAME, G Homeless Client - Lease-up - ADDRESS, H PROVIDER ASSIGNMENT DATE, I Homeless Client - Current Lease-up date, J MEDICAID ID NUMBER, K MEDICAID EXPIRATION DATE, L CLIENT CURRENT HOUSING STATUS, M PRIOR AUTHORIZATION CODE, N PRIOR AUTHORIZATION START DATE, O PRIOR AUTHORIZATION END DATE, P* DATE OF CONTACT, Q* TIME OF CONTACT, R TYPE OF CONTACT, S OUTCOME OF CONTACT, T INFORMATION DISCUSSED DURING CONTACT, U PROFESSIONAL INTERPRETATION OF DATA, V WHAT OBSERVABLE BEHAVIORS WERE OBSERVED?, W DOCUMENT THE MEASURABLE OBJECTIVES FROM ONE SESSION TO THE NEXT.

Ability to send a specific reminder related to a patient to multiple providers

Core Setup

DrCloudEHR now provides the ability to send reminders to multiple staff assigned to a patient.

Introduced the below global flags at Notifications: Notify MHP User, Notify MHS User, Notify LMHP User, Notify TL User.



- These above users will be displayed on the Send Reminder page to send reminders.
- Click to select multiple staff assigned to a patient.

